



KEEP YOUR
passwords
SAFE!



Computer Science
and Digital Fluency
Standards:

4-6.CY.2


4-6.CY.3

WHAT ARE SOME TIPS FOR KEEPING YOUR PASSWORDS SAFE AND SECURE?



- Use a mix of uppercase and lowercase letters
- Include numbers, letters, and symbols
- Have a minimum of 10 characters
- Avoid using dates or names that could be obvious (Ex: your birthday)
- Avoid saving your password to shared computers/devices

- -----
- -----
- -----



ADD YOUR OWN

ACTIVITY OPTION 1: DESIGN THE STRONGEST PASSWORD



Step 1:

Write a sentence - this could be a line from a song, a place you have been, or something made up!
Ex: The grocery store, Publix is ten minutes away.

Step 2:

Now, take the first letter of each word to build your password.
Remember to capitalize
Ex: TgsPitma


Step 3:

Change the letters to numbers and symbols wherever possible.
Ex: T6sP1tm@

Step 4:

Add on any other symbols to the end to make your password even more secure!
Ex: T6sP1tm@!

ACTIVITY OPTION 2: DESIGN THE STRONGEST PASSWORD



Step 1:

Place four or five totally random words together

Ex:

FlowerMicrowavePancakeTeacher

Step 2:

Now, change the letters to numbers and symbols wherever possible.

Ex:

F!0w3rM1cr0w@veP@nc@k3T3@ch
3r

Try making another!
