


Picture This

Name_____

Analyzing Historical Images

A picture can speak a thousand words. Your job is to explore the historical image you have been given and take careful notes on what you observe. Use the boxes (and prompts) provided to record your observations.



Take a Close Look

OBSERVE

Look closely at all the shapes, colors and position of people and objects in the image. What do you notice?

AVOID INTERPRETATION

Write down exactly what you see without adding any thought about what might be happening in the picture.

Here is what I see:


[illegible]

Picture This

Name_____

Analyzing Historical Images


Your next step is to write down 5 questions you have about the picture before you can begin to interpret it. Record each of your questions on the clipboards below.



Name_____

Picture This

Analyzing Historical Images



NOW THAT YOU HAVE DISCUSSED WITH A
CLASSMATE, WRITE YOUR
INTERPRETATION ON THE LINES BELOW:
