

Instructions: Cut out each card and distribute to students. Students should list at least 5 words per letter before dropping them in the mailbox.



Aa

List words:



Bb

List words:



Cc

List words:



Dd

List words:


Teacher Tip: Laminate these cards, and use a dry erase marker to reuse them again and again.



USA · 56¢

Ee

List words:



USA · 10¢

Ff

List words:



73¢
USA

Gg

List words:



56¢
HAWAII

Hh

List words:

Bonus Activity: Have students sort the mail into categories, including processed vs. unprocessed mail.



li

List words:



Jj

List words:



Kk

List words:



Ll

List words:

Teacher Tip: Resize the print scale to adjust the size of the cards, if needed.



Mm

List words:



Nn

List words:



Oo

List words:



Pp

List words:



Bonus Activity: Have students compare the words they listed with each other. What similarities and differences do they find?



Qq

List words:



Rr

List words:



Ss

List words:



Tt

List words:

Bonus Activity: On the back, have students draw or write a sentence/story with as many of the words they listed as possible.



List words:

Uu




List words:

Vv



List words:

Ww



List words:

Xx

Instructions: Customize these postcards to fit your goals.



Yy

List words:




Zz

List words:



List words:



List words:





US
POSTAGE
PAID

List words:

